

Assurance Department

INDUS CRAFTS FOUNDATION
FINANCIAL STATEMENTS
FOR THE YEAR ENDED
JUNE 30, 2019

INDEPENDENT AUDITOR'S REPORT

To the members of Indus Craft Foundation

Report on the Audit of the Financial Statements

Opinion

We have audited the annexed financial statements of Indus Craft Foundation (the Company), which comprise the statement of financial position as at June 30, 2019, and the statement of profit or loss, the statement of changes in general fund (the Fund), the statement of cash flows for the year then ended, and notes to the financial statements, including a summary of significant accounting policies and other explanatory information, and we state that we have obtained all the information and explanations which, to the best of our knowledge and belief, were necessary for the purposes of the audit.

In our opinion and to the best of our information and according to the explanations given to us, the statement of financial position, statement of profit or loss, statement of changes in general fund and the statement of cash flows together with the notes forming part thereof conform with the accounting and reporting standards as applicable in Pakistan and give the information required by the Companies Act, 2017 (XIX of 2017), in the manner so required and respectively give a true and fair view of the state of the Company's affairs as at June 30, 2019 and of the loss, the changes in general fund and its cash flows for the year then ended.

Basis for Opinion

We conducted our audit in accordance with International Standards on Auditing (ISAs) as applicable in Pakistan. Our responsibilities under those standards are further described in the *Auditor's Responsibilities for the Audit of the Financial Statements* section of our report. We are independent of the Company in accordance with the International Ethics Standards Board for Accountants' *Code of Ethics for Professional Accountants* as adopted by the Institute of Chartered Accountants of Pakistan (the Code) and we have fulfilled our other ethical responsibilities in accordance with the Code. We believe that the audit evidence we have obtained is sufficient and appropriate to provide a basis for our opinion.

Material Uncertainty Related to Going Concern

We draw attention to note 1.1 in the financial statements which states that the company's licence has been revoked by the Securities and Exchange Commission of Pakistan due to the non-submission of financial statements. As stated in note 1.1, these events or conditions, along with other matters as set forth note 1.1, indicate that material uncertainty exist that may cast significant doubt on the company's ability to continue as a going concern. Our opinion is not modified in respect of this matter.

Responsibilities of Management and Board of Directors for the Financial Statements

Management is responsible for the preparation and fair presentation of the financial statements in accordance with the accounting and reporting standards as applicable in Pakistan and the requirements of Companies Act, 2017(XIX of 2017) and for such internal control as management determines is necessary to enable the preparation of financial statements that are free from material misstatement, whether due to fraud or error.

In preparing the financial statements, management is responsible for assessing the Company's ability to continue as a going concern, disclosing, as applicable, matters related to going concern and using the going concern basis of accounting unless management either intends to liquidate the Company or to cease operations, or has no realistic alternative but to do so.

Board of directors are responsible for overseeing the Company's financial reporting process.

Auditor's Responsibilities for the Audit of the Financial Statements

Our objectives are to obtain reasonable assurance about whether the financial statements as a whole are free from material misstatement, whether due to fraud or error, and to issue an auditor's report that includes our opinion. Reasonable assurance is a high level of assurance, but is not a guarantee that an audit conducted in accordance with ISAs as applicable in Pakistan will always detect a material misstatement when it exists. Misstatements can arise from fraud or error and are considered material if, individually or in the aggregate, they could reasonably be expected to influence the economic decisions of users taken on the basis of these financial statements.

As part of an audit in accordance with ISAs as applicable in Pakistan, we exercise professional judgment and maintain professional skepticism throughout the audit. We also:

- Identify and assess the risks of material misstatement of the financial statements, whether due to fraud or error, design and perform audit procedures responsive to those risks, and obtain audit evidence that is sufficient and appropriate to provide a basis for our opinion. The risk of not detecting a material misstatement resulting from fraud is higher than for one resulting from error, as fraud may involve collusion, forgery, intentional omissions, misrepresentations, or the override of internal control.
- Obtain an understanding of internal control relevant to the audit in order to design audit procedures that are appropriate in the circumstances, but not for the purpose of expressing an opinion on the effectiveness of the Company's internal control.
- Evaluate the appropriateness of accounting policies used and the reasonableness of accounting estimates and related disclosures made by management.
- Conclude on the appropriateness of management's use of the going concern basis of accounting and, based on the audit evidence obtained, whether a material uncertainty exists related to events or conditions that may cast significant doubt on the Company's ability to continue as a going concern. If we conclude that a material uncertainty exists, we are required to draw attention in our auditor's report to the related disclosures in the financial statements or, if such disclosures are inadequate, to modify our opinion. Our conclusions are based on the audit evidence obtained up to the date of our auditor's report. However, future events or conditions may cause the Company to cease to continue as a going concern.

- Evaluate the overall presentation, structure and content of the financial statements, including the disclosures, and whether the financial statements represent the underlying transactions and events in a manner that achieves fair presentation.


We communicate with the board of directors regarding, among other matters, the planned scope and timing of the audit and significant audit findings, including any significant deficiencies in internal control that we identify during our audit.

Report on Other Legal and Regulatory Requirements

Based on our audit, we further report that in our opinion:

- a) proper books of account have been kept by the Company as required by the Companies Act, 2017 (XIX of 2017);
- b) the statement of financial position, the statement of profit or loss, the statement of changes in general fund and the statement of cash flows together with the notes thereon have been drawn up in conformity with the Companies Act, 2017 (XIX of 2017) and are in agreement with the books of account and returns;
- c) investments made, expenditure incurred and guarantees extended during the year were for the purpose of the Company's business; and
- d) no zakat was deductible at source under the Zakat and Ushr Ordinance, 1980 (XVIII of 1980)

The engagement partner on the audit resulting in this independent auditor's report is Adnan Zaman.


Chartered Accountants
Karachi
Dated: 13 JAN 2020

INDUS CRAFTS FOUNDATION
STATEMENT OF FINANCIAL POSITION
AS AT JUNE 30, 2019

	Note	2019 Rupees	2018 Rupees
ASSETS			
Non-current assets			
Property, plant and equipment	4	1,138,545	1,460,703
Intangible assets	5	-	-
Long term investment	6	10,369,169	10,369,169
Current assets			
Stock in hand – finished handicrafts		1,711,836	1,643,910
Debtors		147,750	150,390
Advances to staff and supplier		34,918	44,445
Accrued interest on investment		153,407	153,407
Deposits	7	364,037	657,037
Advance tax		339,589	269,793
Cash and bank balances	8	1,260	50,976
		2,752,797	2,969,958
Total assets		14,260,511	14,799,830
GENERAL FUND & LIABILITY			
General fund		91,077	2,360,748
Endowment fund		10,000,000	10,000,000
Deferred grant	9	-	264,723
		10,091,077	12,625,471
Current liabilities			
Trade and other payables	10	3,981,486	1,986,411
Provision for taxation		187,948	187,948
		4,169,434	2,174,359
Total funds and liabilities		14,260,511	14,799,830

The annexed notes 1 to 17 form an integral part of these financial statements.


Chairman/Chief Executive

Dr. SB


Director

Shakeel SB

INDUS CRAFTS FOUNDATION
STATEMENT OF PROFIT OR LOSS
FOR THE YEAR ENDED JUNE 30, 2019

	Note	2019 Rupees	2018 Rupees
Income			
Grants	9	3,368,163	4,429,103
Expenditure			
Donor's expenditure	11	(3,368,163)	(4,429,103)
Other operating expenses	12	(3,196,838)	(1,824,880)
		(6,565,001)	(6,253,983)
Other income	13	927,167	1,162,526
Loss before taxation		(2,269,671)	(662,354)
Taxation			
- current		-	-
- prior		-	-
Loss after taxation		(2,269,671)	(662,354)


ASW

The annexed notes 1 to 17 form an integral part of these financial statements.



Chairman/Chief Executive

Dr. Sb



Director

Shalreel Sb

INDUS CRAFTS FOUNDATION
STATEMENT OF CASH FLOW
FOR THE YEAR ENDED JUNE 30, 2019

	Note	2019 Rupees	2018 Rupees
CASH FLOW FROM OPERATING ACTIVITIES			
Loss before taxation		(2,269,671)	(662,354)
Adjustment for non cash items:			
Depreciation	4.1	449,678	725,326
Amortization		-	3,050
		<u>(1,819,993)</u>	<u>66,022</u>
Working capital changes			
Decrease in debtors		2,640	28,680
Decrease in advance to staff and supplier		9,527	1,004,885
Decrease / (increase) in deposits		293,000	(8,000)
Decrease / (increase) in accrued interest on investment		-	175,637
Decrease in stock in hand		(67,926)	(467,741)
Increase in accrued and other payable		1,995,075	1,198,183
		2,232,316	1,931,644
Tax paid		(69,796)	(255,425)
Grant utilized in operating activities	9	(3,368,163)	(4,429,103)
Net cash used in operating activities (A)		<u>(3,025,636)</u>	<u>(2,686,862)</u>
CASH FLOWS FROM INVESTING ACTIVITIES			
Grant utilized for purchase of fixed asset		(127,520)	(1,659,908)
Disposal of investment in Term Deposit Receipts		-	10,369,169
Investment made in Term Deposit Receipts		-	(10,369,169)
Net cash used in investing activities (B)		<u>(127,520)</u>	<u>(1,659,908)</u>
CASH FLOWS FROM FINANCING ACTIVITIES			
Deffered grant(C)		3,103,440	3,453,000
Net increase in cash and cash equivalents (A+B+C)		<u>(49,716)</u>	<u>(893,770)</u>
Cash and cash equivalents at the beginning of the year		50,976	944,746
Cash and cash equivalents at the end of the year		<u>1,260</u>	<u>50,976</u>

The annexed notes 1 to 17 form an integral part of these financial statements.


Chairman/Chief Executive

Dr. Sh


Director

Shakeel Sh

Edm

INDUS CRAFTS FOUNDATION
 STATEMENT OF CHANGES IN GENERAL FUND
 FOR THE YEAR ENDED JUNE 30, 2019

	General fund	Loss for the year ----- Rupees -----	Total
Balance as at June 30, 2017	3,023,102	-	3,023,102
Loss for the year	-	(662,354)	(662,354)
Transfer from general fund	(662,354)	662,354	-
Balance as at June 30, 2018	<u>2,360,748</u>	-	<u>2,360,748</u>
Loss for the year		(2,269,671)	(2,269,671)
Transfer to general fund	(2,269,671)	2,269,671	-
Balance as at June 30, 2019	<u><u>91,077</u></u>	-	<u><u>91,077</u></u>

Dr. SB

The annexed notes 1 to 17 form an integral part of these financial statements.



Chairman/Chief Executive

Dr. SB



Director

Shaked SB

**INDUS CRAFTS FOUNDATION
NOTES TO THE FINANCIAL STATEMENTS
FOR THE YEAR ENDED JUNE 30, 2019**

1 STATUS AND NATURE OF BUSINESS

Indus Crafts Foundation is a company limited by Guarantee, incorporated in Pakistan under section 42 of the repealed Companies Ordinance 1984 on 4th June 2012. The company's registered office is located at Khairpur Mirs Sindh, Pakistan. The principal activity of the company is to promote handicrafts, poverty alleviation and women empowerment. The Organization is a not-for-profit association in accordance with section 42 of the repealed Companies Ordinance, 1984.

- 1.1 Subsequent to the reporting date, the Company's licence has been revoked by Securities and Exchange Commission of Pakistan (SECP) due to non submission of audited financial statements which may cast significant doubt about the Company's ability to continue as a going concern.

Management contends that Securities and Exchange Commission of Pakistan (the Commission) order is based on misunderstanding as the Company's licence had already expired in 2017 and application for the renewal of licence had filed which is still pending with the SECP. Therefore, the licence did not exist that could be revoked by the Commission. Management is confident that since audited financial statements have now been finalized, which will be submitted to the Commission shortly after issuance of audit reports, the Commission will agree to renewal of the licence commission for renewal of the Company in public interest.

Mitigating factor

The management of the Company is hopeful that upon submission of audited financial statements its licence will be restored/renewed. Thus these financial statements has been prepared on going concern basis.

2 BASIS OF PREPARATION

2.1 Statement of compliance

These financial statements have been prepared in accordance with the accounting and reporting standards as applicable in Pakistan. The approved accounting and reporting standards applicable in Pakistan comprise of:

- International Financial Reporting Standard for Small and Medium-sized Entities (IFRS for SMEs) issued by the International Accounting Standards Board (IASB) as notified under the Companies Act, 2017;
- Accounting Standard for Not for Profit Organizations (Accounting Standard for NPOs) issued by the Institute of Chartered Accountants of Pakistan as notified under the Companies Act, 2017; and
- Provisions of and directives issued under the Companies Act, 2017.

Where provisions of and directives issued under the Companies Act, 2017 differ from the IFRS for SMEs or the Accounting Standard for NPOs, the provisions of and directives issued under the Companies Act, 2017 have been followed.

2.2 Basis of measurement

These financial statements have been prepared under the historical cost convention except as otherwise stated in the respective policies and notes given here under.

2.3 Functional and presentation currency

The financial statements are presented in Pakistani Rupees, which is the Company's functional and presentation currency. Amounts presented in the financial statements have been rounded off to the nearest thousand rupees, unless otherwise stated.

2.4 Significant accounting estimates and judgements

The preparation of financial information requires the use of certain critical accounting estimates. It also requires management to exercise its judgement in the process of applying the accounting policies. Areas involving a higher degree of judgement or complexity, or areas where assumptions and estimations are significant to the financial information are disclosed in note 3.

3 SIGNIFICANT ACCOUNTING POLICIES

3.1 Revenue recognition

Revenue is recognized when it is probable that the economic benefits associated with the transaction will flow to the company and the amount of revenue and the associated cost incurred or to be incurred can be measured reliably, on the following bases:

(a) Grant income

The grant is recognized as income over the period necessary to match them with the related costs, for which they are intended to compensate, on a systematic basis.

(b) Sales of goods

Sale of goods is recognized when the goods are delivered and the risks and rewards of ownership have passed to the customer.

(c) Interest income

Profit on saving account is recognized on receipt basis.

3.2 Property, plant and equipments

These are stated at cost less accumulated depreciation, if any.

Depreciation is calculated on a straight-line basis over the estimated useful life of the asset. Depreciation on additions is charged for the full month in which an asset is available for use and on deletions up to the month immediately preceding the month of deletion.

Maintenance and normal repairs are charged to income as and when incurred. Major renewals and improvements are capitalized.

Gain or loss on disposal, if any, is included in profit & loss account currently.

3.3 Intangible assets

Intangible assets acquired having finite useful life are capitalized at cost and stated at cost less amortization. The rate of amortization is 33% applying straight line method.

Amortization on additions is charged from the month during which the asset is put to use or acquired. For disposals during the year, amortization is charged up to the month preceding the month of disposal.

3.4 Investments

Investments are classified as held to maturity, which are securities with a fixed maturity that the Fund has the intention and ability to hold until maturity.

All investments are initially recorded at cost. Held to maturity investments are subsequently carried at amortized cost using the effective interest rate method.

Profit on investment is accrued on the basis effective yield of respective investments and is shown net of tax with held, if any.

RSW

3.5 Stock in hand

Stocks are valued at the lower of cost and net realizable value except for stock in transit which is valued at invoice price and related expenses incurred up to the balance sheet date.

Net realizable value signifies the estimated selling price in the ordinary course of business less net of estimated cost of completion and selling expenses.

3.6 Taxation

Current tax expense represents current tax expense. Provision for current taxation is based on taxable income at the current rates of taxation after taking into account tax credits and tax rebates, if any.

Deferred tax where applicable is accounted for using the balance sheet method.

3.7 Trade and other receivables

Trade and other receivables are stated at estimated realizable value after each debt has been considered individually.

3.8 Cash and cash equivalent

Cash and cash equivalents comprised cash in hand & cash with banks on savings and current accounts.

3.9 Accrued and other payable

Liabilities for trade and other amounts payable are carried at cost which is the fair value of the consideration to be paid in the future for goods and services received.

ks

4 PROPERTY, PLANT AND EQUIPMENT

	Office equipments	Office furniture	Vehicles	Total
Year ended June 30, 2019				
Opening net book values	588,389	872,315	-	1,460,703
Additions	78,470	49,050	-	127,520
Depreciation charged	(228,721)	(220,958)	-	(449,678)
Closing net book values	438,138	700,407	-	1,138,545

At June 30, 2019				
Cost	1,877,017	1,399,791	-	3,276,808
Accumulated depreciation	(1,438,879)	(699,384)	-	(2,138,263)
Net Book Values	438,138	700,407	-	1,138,545

	Office equipments	Office furniture	Vehicles	Total
Year ended June 30, 2018				
Opening net book values	283,237	99,393	143,491	526,121
Additions	569,138	1,090,770	-	1,659,908
Depreciation charge	(263,986)	(317,848)	(143,491)	(725,326)
Closing net book values	588,389	872,315	-	1,460,703

	Office equipments	Office furniture	Vehicles	Total
At June 30, 2018				
Cost	1,798,547	1,350,741	765,965	3,915,253
Accumulated depreciation	(1,210,158)	(478,426)	(765,965)	(2,454,550)
Net book value	588,389	872,315	-	1,460,703
Depreciation rates	25%	20%	20%	

4.1 Depreciation charged has been allocated as follows:

	2019 Rupees	2018 Rupees
SEF Fund	75,666	354,088
Other operating expenses	374,012	371,238
	449,678	725,326

Handwritten signature

	Note	2019 Rupees	2018 Rupees
5 INTANGIBLE ASSET			
Net carrying value basis year ended June 30			
Opening net book value		-	3,050
Addition (at cost)		-	-
Amortization charged @ 33%		-	(3,050)
Closing net book value		<u>-</u>	<u>-</u>
Gross carrying amount at June 30			
Cost		305,084	305,084
Accumulated amortization		<u>(305,084)</u>	<u>(305,084)</u>
Net book value		<u>-</u>	<u>-</u>
6 LONG TERM INVESTMENTS			
Investments in TDR	6.1	<u>10,369,169</u>	<u>10,369,169</u>
6.1 It carries rate of return at the rate of 10% per annum and its maturity period is for 3 year.			
7 DEPOSIT			
Security deposits		242,037	242,037
Prepaid rent		122,000	415,000
		<u>364,037</u>	<u>657,037</u>
8 CASH AND BANK BALANCES			
Cash in hand		-	10,956
Cash at banks			
- savings account	8.1	<u>1,260</u>	<u>40,020</u>
- current account		-	-
		<u>1,260</u>	<u>40,020</u>
		<u>1,260</u>	<u>50,976</u>
8.1 Savings account carries interest rate ranging from 4% to 5% per annum (2018: 5% to 5.5% per annum).			
10 TRADE AND OTHER PAYABLES			
Auditors' fee		200,500	250,500
Salaries and wages payable		1,837,100	-
Withholding tax payable		17,118	85,818
Other payable		608,761	538,078
Provident fund deductions		376,334	340,843
Security deposits from shops		400,000	400,000
Book overdraft		541,673	371,172
		<u>3,981,486</u>	<u>1,986,411</u>
11 DONOR WISE PROJECT EXPENDITURES			
BBSYDP fund	11.1	-	24,732
SEF fund	11.2	2,847,931	3,627,961
Grants From Local Government	11.3	520,232	776,410
		<u>3,368,163</u>	<u>4,429,103</u>

plm

9 DEFERRED GRANTS

	NARA Fund 9.1	Development Fund 9.2	NCFE 9.3	BBSYDP 9.4	SEF Fund 9.5	Grants From Local 9.6	Total
Balance as at June 30, 2017	(222,178)	(288,260)	(420,678)	65,342	2,106,600	-	1,240,826
Grants received from government	-	-	-	90,000	3,013,000	350,000	3,453,000
Grants utilized during the year	-	-	-	(24,732)	(3,627,961)	(776,410)	(4,429,103)
Balance as at June 30, 2018	(222,178)	(288,260)	(420,678)	130,610	1,491,639	(426,410)	264,723
Grants received from Government	-	-	-	-	2,103,440	1,000,000	3,103,440
Grants utilized during the year	-	-	-	-	(2,847,931)	(520,232)	(3,368,163)
Balance as at June 30, 2019	(222,178)	(288,260)	(420,678)	130,610	747,148	53,358	-

9.1 NARA Crafts person capacity building and handicraft promotion. This represents grant received from the Government of Sindh for the purpose of development of the handicrafts sector of Khairpur District.

9.2 This represents grant received from Government of Sindh for the purpose of capacity building, handicraft promotion and development of handicraft sector of Khairpur District.

9.3 Nara Crafts Finishing Center (NCFE) grant received from district administration Khairpur for the purpose to create sustainable livelihood opportunities for craft persons of the district through utilization of their folk wisdom and skill through design development and finishing of the product items according to national and international market demand level in Khairpur.

9.4 Benazir Bhutto Shaheed Youth Development Program (BBSYDP) grant received from Government of Sindh for the purpose to enable the trainee to make creative designs in embroidery and prepare dresses by using these embroidery stitches. Identifying new opportunities in crafts, textile art and fashion and design markets. Produce trainees capable of designing embroidery by different stitches.

9.5 The project is an initiative of Sindh government through Sindh Education Foundation (SEF) to promote education in rural areas of Sindh. ICF is part of Adult Adolescent Learning and Training Program (AAL TP) of SEF that focuses on non formal basic education of the adults (men and women) who were unable to go to school in their childhood. Through this program regular classes are conducted for improving multiple subjects i.e english, maths etc to improve their skills and facilitate them to improve their quality of life.

9.6 This represents grant received from local government

	Note	2019 Rupees	2018 Rupees
11.1 BBSYDP fund			
Legal & Professional fees		-	24,732
		<u>-</u>	<u>24,732</u>
11.2 SEF Fund			
Communication expenses		5,500	20,200
Freight and transportation		9,000	10,000
POL expenses		239,215	146,491
Repair and maintenance		96,695	18,900
Training expenses		-	24,130
Advertising Expenses		-	650
Computer extendables		-	2,400
Miscellaneous expenses		-	3,500
Salaries and wages expense - other		-	15,000
Material and supplies to SEF Center		33,893	20,656
Printing and photocopying		24,608	8,807
Repair and maintenance AALTP centres		27,000	64,080
Stationary for SEF centres		19,815	34,518
Transportation to learners		159,000	21,000
Rent expense		468,000	468,000
Salary of project staff		1,677,334	2,403,351
Meeting and refreshment		8,655	12,190
Depreciation		75,666	354,088
Meeting expenses		3,550	-
		<u>2,847,931</u>	<u>3,627,961</u>
11.3 Grants From Local Government			
Salaries and other benefits		451,285	776,410
Packaging expenses		20,532	-
Repair and maintenance		48,415	-
		<u>520,232</u>	<u>776,410</u>
12 Other operating expenses			
Periodicals and news paper		9,175	5,415
Communication expenses		-	5,170
Exhibition expenses		20,000	32,000
Freight and transportation		21,000	18,040
Legal and professional fees		5,535	113,100
Office stationary		4,445	8,946
Office supplies		12,806	14,788
POL expenses		37,086	52,540
Postage and mailing service		5,246	7,317
Printing and copying		16,847	9,109
Rental expenses		90,000	150,000
Repair and maintenance		19,335	44,960
Training expenses		-	10,500
Bad debt expenses		-	28,680
Utilities expenses		73,894	127,616
Advertising expenses		9,356	-
Bank charges		17,715	15,355
Computer extendables		-	800
Miscellaneous expenses		7,245	6,040
Salaries and wages expenses		2,384,441	645,176
Boarding and lodging		30,920	39,980
Local TA claims		24,400	49,250
Meeting and refreshment		-	9,795
Travel and meetings - other		33,380	56,015
Depreciation		374,012	371,238
Amortization		-	3,050
		<u>3,196,838</u>	<u>1,824,880</u>

Handwritten signature

	Note	2019 Rupees	2018 Rupees
13 OTHER INCOME			
Interest income on PLS account		24,258	86,684
Interest income on TDR investment		830,149	890,115
(Loss)/income from sales of handicraft - Net		(119,240)	35,727
Rent From Shops	13.1	<u>192,000</u>	<u>150,000</u>
		<u>927,167</u>	<u>1,162,526</u>
13.1 Income from sales of handicraft - Net		118,400	393,017
Sales			
Less: Cost of sales		1,643,910	1,176,169
Opening balances		305,566	825,031
Net Purchases	13.1.1	<u>(1,711,836)</u>	<u>(1,643,910)</u>
Closing balances		<u>(237,640)</u>	<u>(357,290)</u>
		<u>(119,240)</u>	<u>35,727</u>

13.1.1 Stock in hand includes handicrafts which is valued at net realisable value in financial year 2019.

14 Financial instruments

	Amortized cost		Total	
	2019	2018	2019	2018
	(Rupees)			
Financial assets				
Debtors	147,750	150,390	147,750	150,390
Long term investment	10,369,169	10,369,169	10,369,169	10,369,169
Accrued interest on investment	153,407	153,407	153,407	153,407
Deposits	242,037	242,037	242,037	242,037
Cash and bank balances	1,260	50,976	1,260	50,976
	<u>10,913,623</u>	<u>10,965,979</u>	<u>10,913,623</u>	<u>10,965,979</u>
Financial liabilities				
Trade and other payables	3,981,486	1,986,411	3,981,486	1,986,411
	<u>3,981,486</u>	<u>1,986,411</u>	<u>3,981,486</u>	<u>1,986,411</u>

15 NUMBER OF EMPLOYEES

The total average number of employees working for the Company during the year as at June 30, 2019 and 2018 respectively are as follows:

	Number	Number
Total employees of the Company at the year end	<u>18</u>	<u>28</u>
Average employees of the Company during the year	<u>14</u>	<u>24</u>


16 DATE OF AUTHORIZATION FOR ISSUE

These financial statements were authorized for issue in a meeting held on 13 JAN 2020

17 GENERAL

All the figures have been rounded off to the nearest rupees.


Chairman/Chief Executive
Dr. 86


Director
Shahid 86

RSW